

NEW

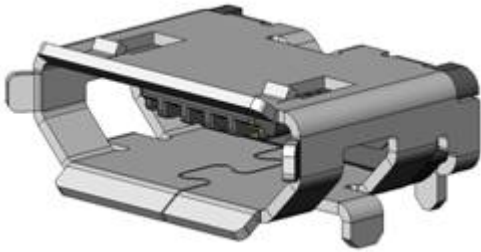


USB 2.0 Compatible Micro Connectors

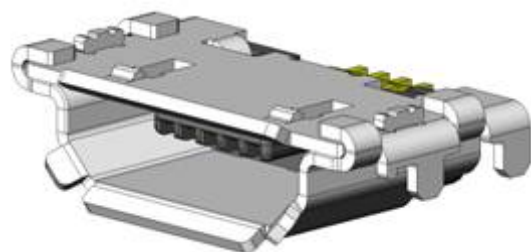
DX4 Series

CONNECTOR
MB-0187-2
November 2012

RoHS Compliant



On-board Type

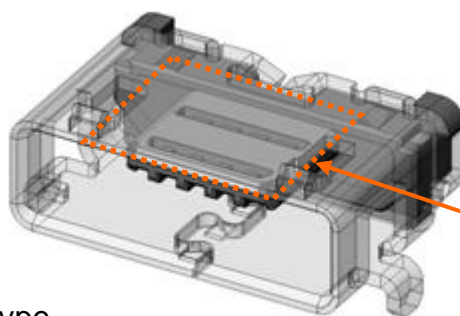


Mid-mount Type

The DX4 Series is a set of connectors compatible with the Micro-USB type USB 2.0 for small devices standardized by the USB Implementers Forum, Inc.

Features

- Compatible with Universal Serial Bus Micro-USB Cables and Connectors Specification, Revision 1.01.
- Connector type: USB 2.0 compatible, Micro types
- Au plating over Pd over Ni is used for mating cycle durability and long product life.
- Superior rigidity with high-strength stainless steel shell.
- Available in a variety of versions to suit diverse device configurations.
- Two-piece shell structure for mid-mount type to prevent contact failure due to flux scattering during reflow.
- Available in reinforced type, with reinforcement plate set in mating area to prevent damage from plug caused by misaligned mating. (Refer to drawing below)



Reinforcement plate of mating area

Mating Area Reinforced Type

*In the above drawing the shell is transparent for illustration purposes to show the reinforcement plate.

General Specifications

- | | |
|--|------------------------------------|
| ■ No. of Contacts: 5 positions | ■ Rated Current: 1.8A (Vbus, GND) |
| ■ Contact Resistance: | Others DC0.5A |
| 30m ohm max. (initial) | ■ Rated Voltage: AC30Vrms |
| ■ Dielectric Withstanding Voltage: | ■ Durability: 10,000 mating cycles |
| AC500Vrms per minute | ■ Operating temperature: |
| ■ Insulation Resistance: 1000M ohm (initial) | -30 Deg. C to +80 Deg. C |

Materials and Finishes

Component	Material and Finish
Insulator	Synthetic Resin
Contact	Copper alloy / Contact area: Au plating over Pd over Ni Terminal area: Au flash plating over Ni
Shell	Stainless Steel / Sn plating over Ni

*For more information please refer to individual product drawings.

Ordering Information

DX4 R 0 05 J J 2 R1800

Series
DX4: USB2.0 Micro

R: Receptacle

Modification Code #1

No. of Contacts: 5 pos.

Reel: 1800 pcs. / reel

Modification Code: #2

Plating Specification

J: Contact area: Au plating over Pd over Ni

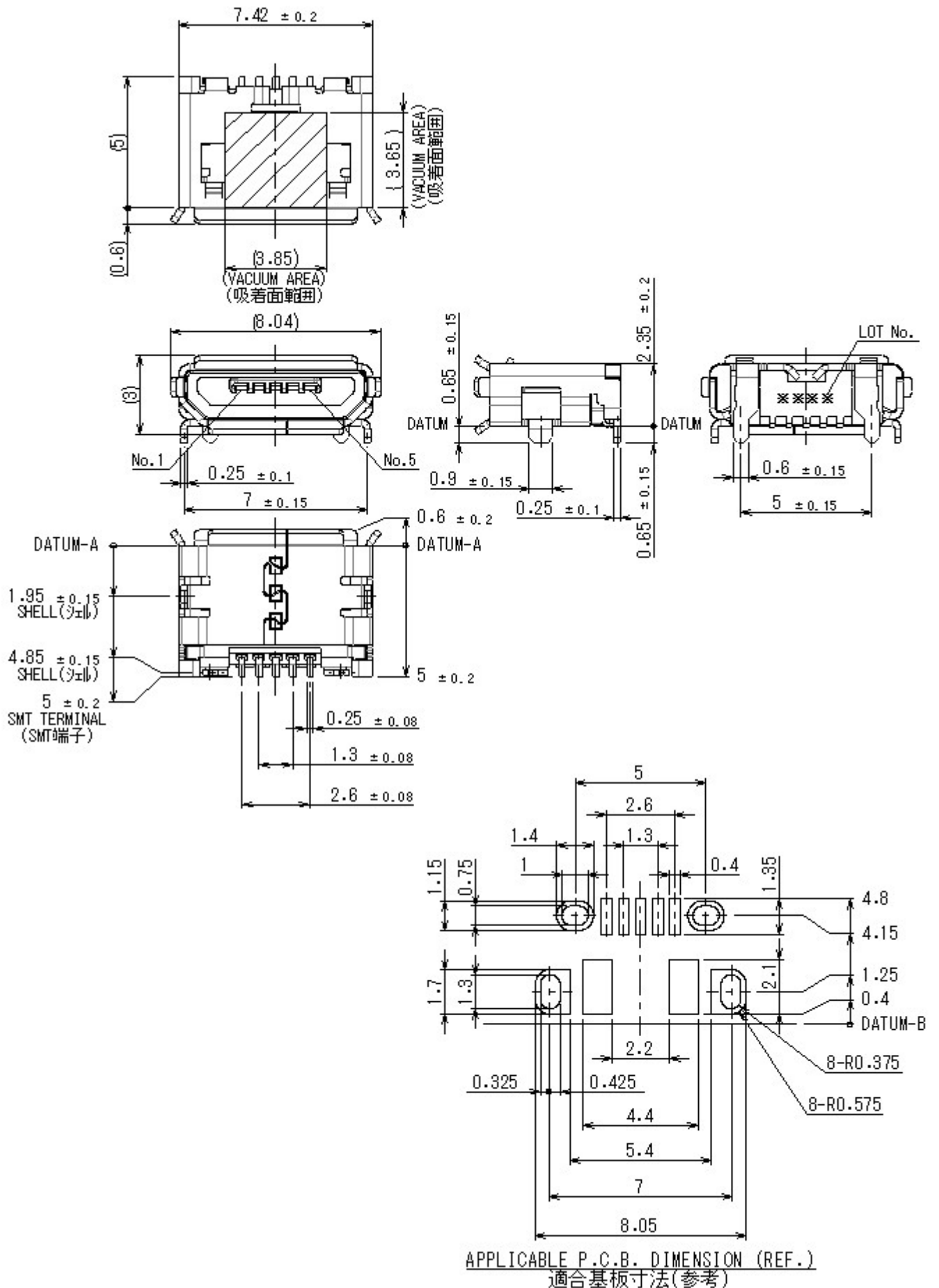
Board Connection Type (Shell area)

J: Through-hole type, H: Hold-down type

Micro-USB Connector Type	Part Number	SJ Drawing	Specification	Mounting Type	Mating Taper	Mating Area Reinforcement Plate
Type B	DX4R005JJ2 (Individual Unit)	SJ110578	JACS-30162	On-board	Yes	No (Standard Type)
	DX4R005JJ2R1800 (Reel Unit)	SJ110579				
	DX4R005HJ5 (Individual Unit)	SJ111770	JACS-30185	On-board	No	
	DX4R005HJ5R2000 (Reel Unit)	SJ111771				
	DX4R005JJ6 (Individual Unit)	SJ112420	JACS-30251	Mid-mount	Yes	
	DX4R005JJ6R1500 (Reel Unit)	SJ112421				
	DX4R005JJ7 (Individual Unit)	SJ112422	JACS-30252	Mid-mount	No	
	DX4R005JJ7R1500 (Reel Unit)	SJ112423				
	DX4RN05JJ2 (Individual Unit)	SJ112296	JACS-30247-1	Mid-mount	Yes	
	DX4RN05JJ2R2000 (Reel Unit)	SJ112297				
DX4RN05JJ3 (Individual Unit)	SJ112800	JACS-30257	Mid-mount	No		
DX4RN05JJ3R2000 (Reel Unit)	SJ112801					
Type AB	DX4R105JJC (Individual Unit)	SJ113218	JACS-30281	On-board	Reverse	Yes (Mating Area Reinforced Type)
	DX4R105JJCR1800 (Reel Unit)	SJ113219				
	DX4R205JJA (Individual Unit)	SJ112925	JACS-30267	On-board	No	
	DX4R205JJAR1800 (Reel Unit)	SJ112926				
	DX4R305JJB (Individual Unit)	SJ112927	JACS-30268	Mid-mount	Yes	
	DX4R305JJBR1800 (Reel Unit)	SJ112928				
	DX4R205JJ8 (Individual Unit)	SJ112802	JACS-30258	Mid-mount	No	
	DX4R205JJ8R2000 (Reel Unit)	SJ112803				
	DX4R205JJ9 (Individual Unit)	SJ112804	JACS-30259	Mid-mount	No	
	DX4R205JJ9R2000 (Reel Unit)	SJ112805				

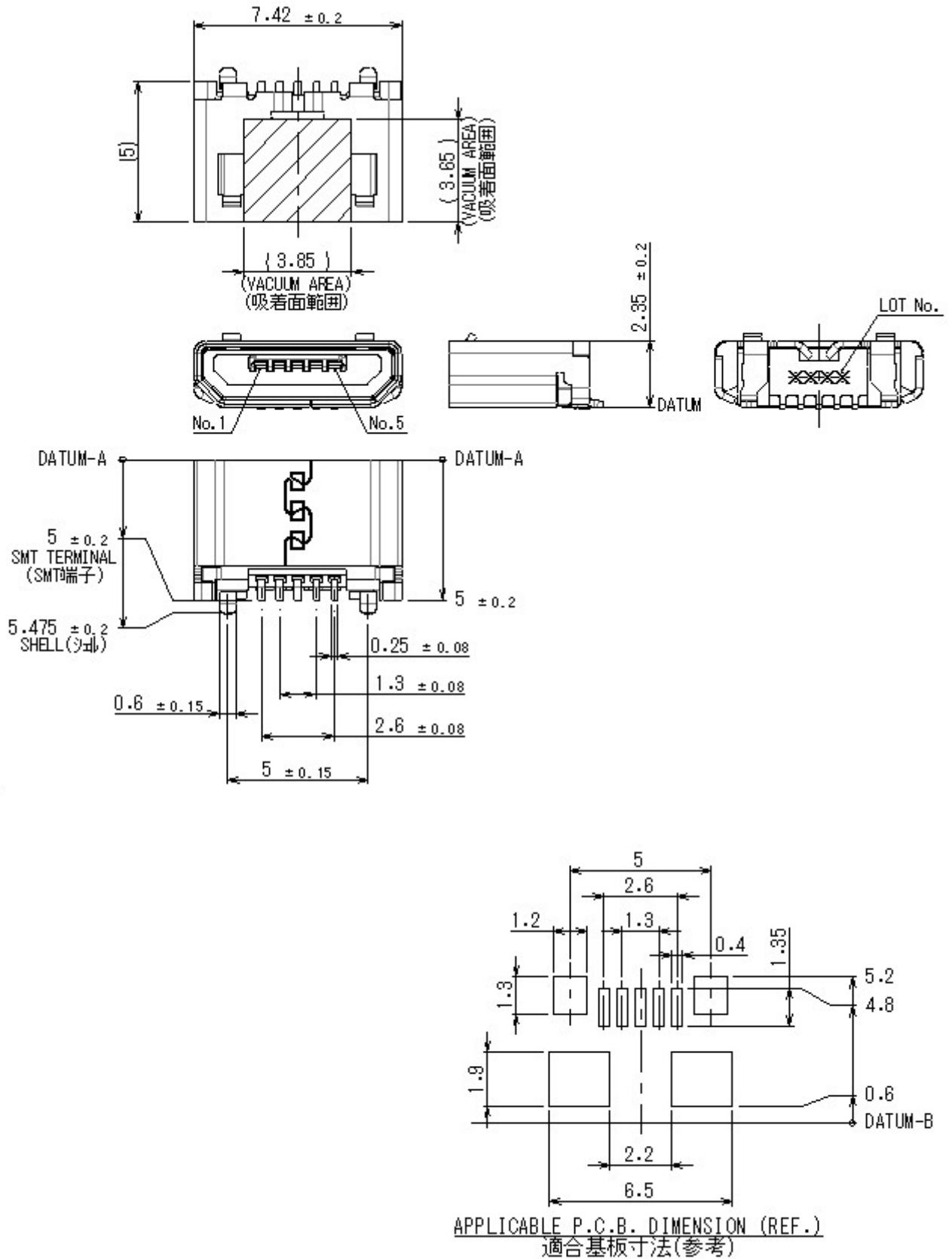
Note: Please place orders in reel units.

Standard Type (Micro-B): DX4R005JJ2



Standard Type (Micro-B): DX4R005HJ5

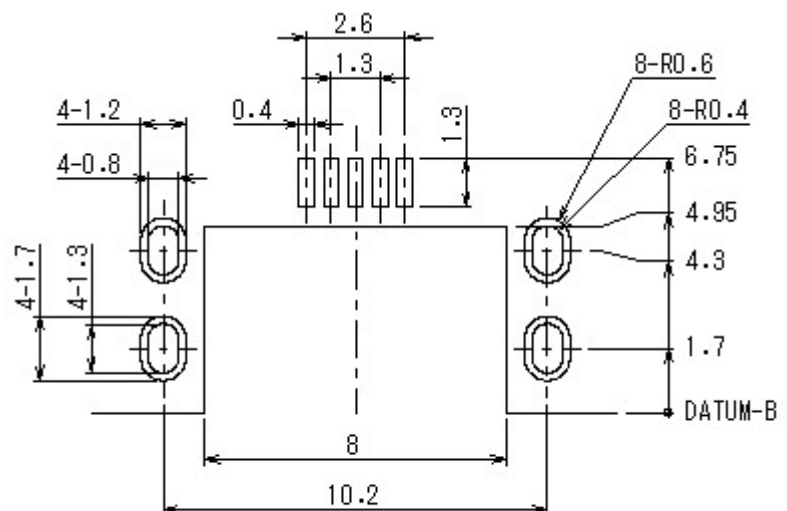
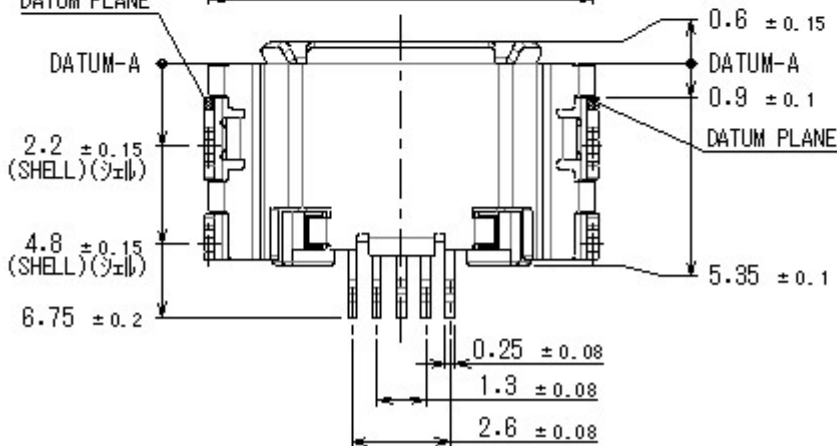
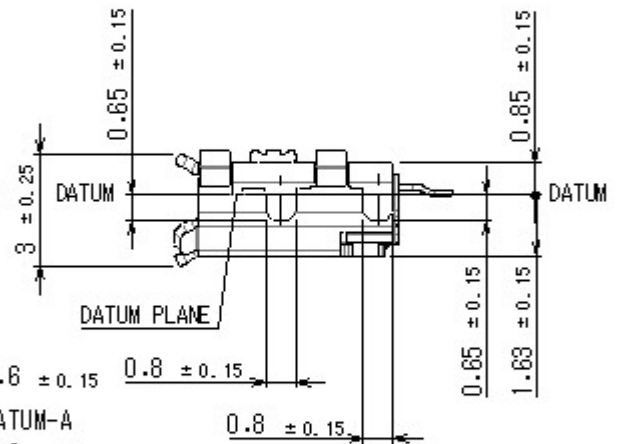
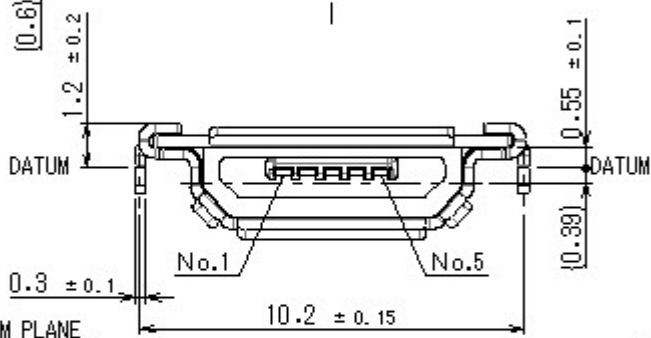
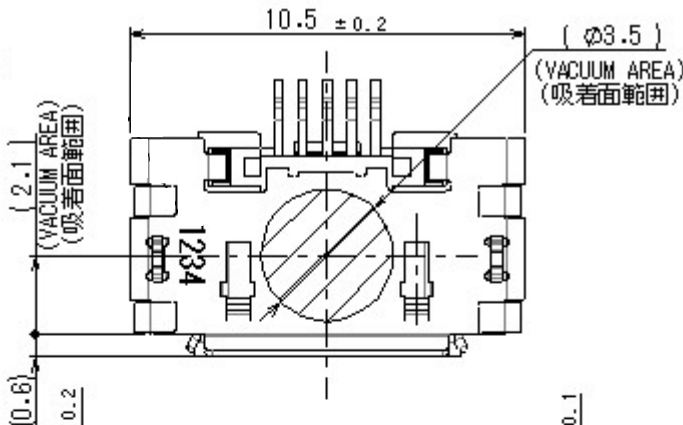
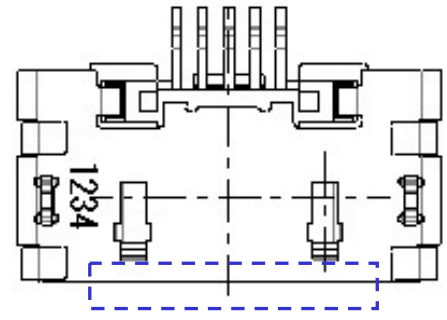
Unit: mm



Standard Type (Micro-B): DX4R005JJ6

Unit: mm

Type without mating area taper (DX4R005JJ7)
 *Design is same as DX4R005JJ6 except the mating area taper.

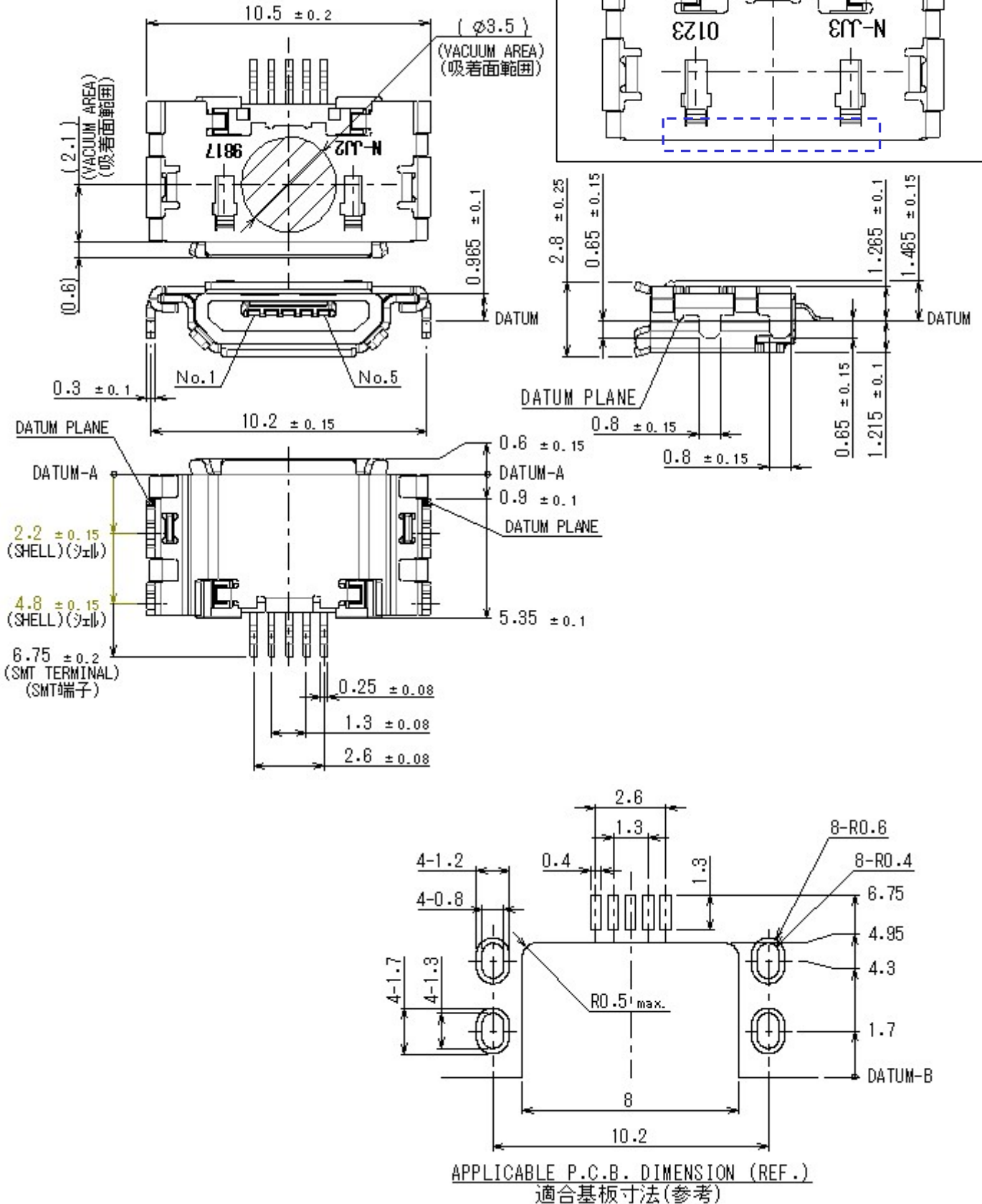


APPLICABLE P.C.B. DIMENSION (REF.)
 適合基板寸法(参考)

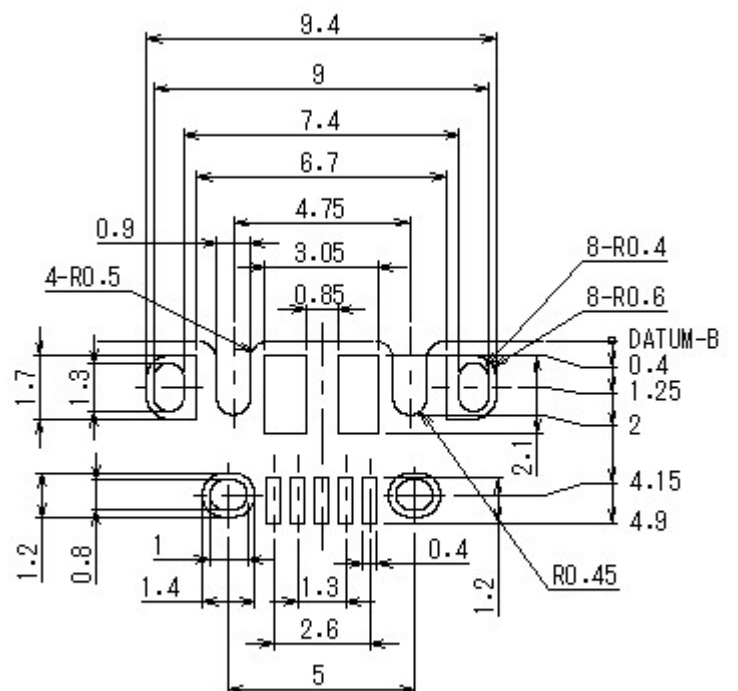
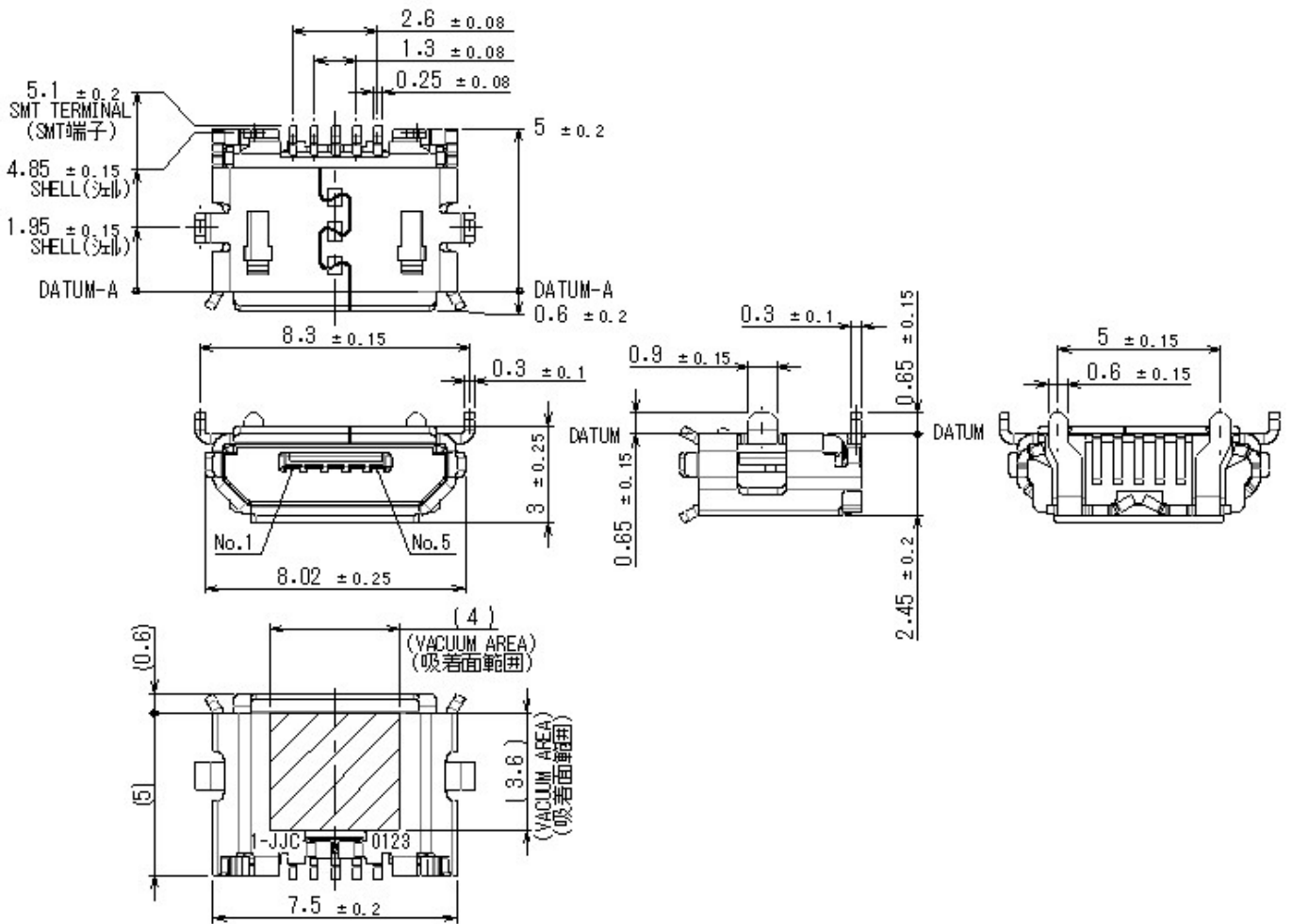
Mating Area Reinforced Type
(Micro-B): DX4RN05JJ2

Type without mating area taper (DX4RN05JJ3)
*Design is same as DX4RN05JJ2 except the mating area taper.

Unit: mm



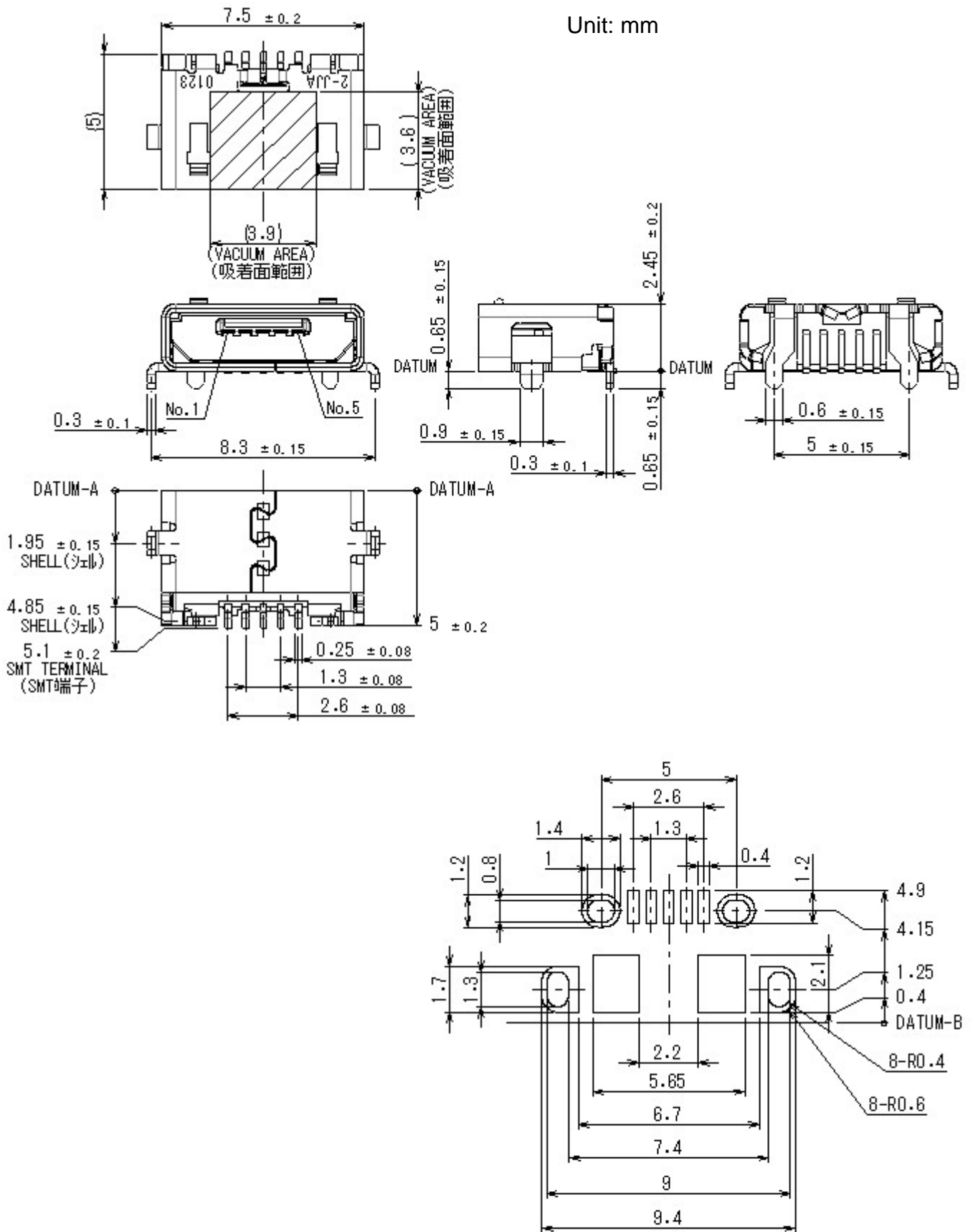
Mating Area Reinforced Type
(Micro-B): DX4R105JJC



APPLICABLE P.C.B. DIMENSION (REF.)
適合基板寸法(参考)

Mating Area Reinforced Type (Micro-AB): DX4R205JJA

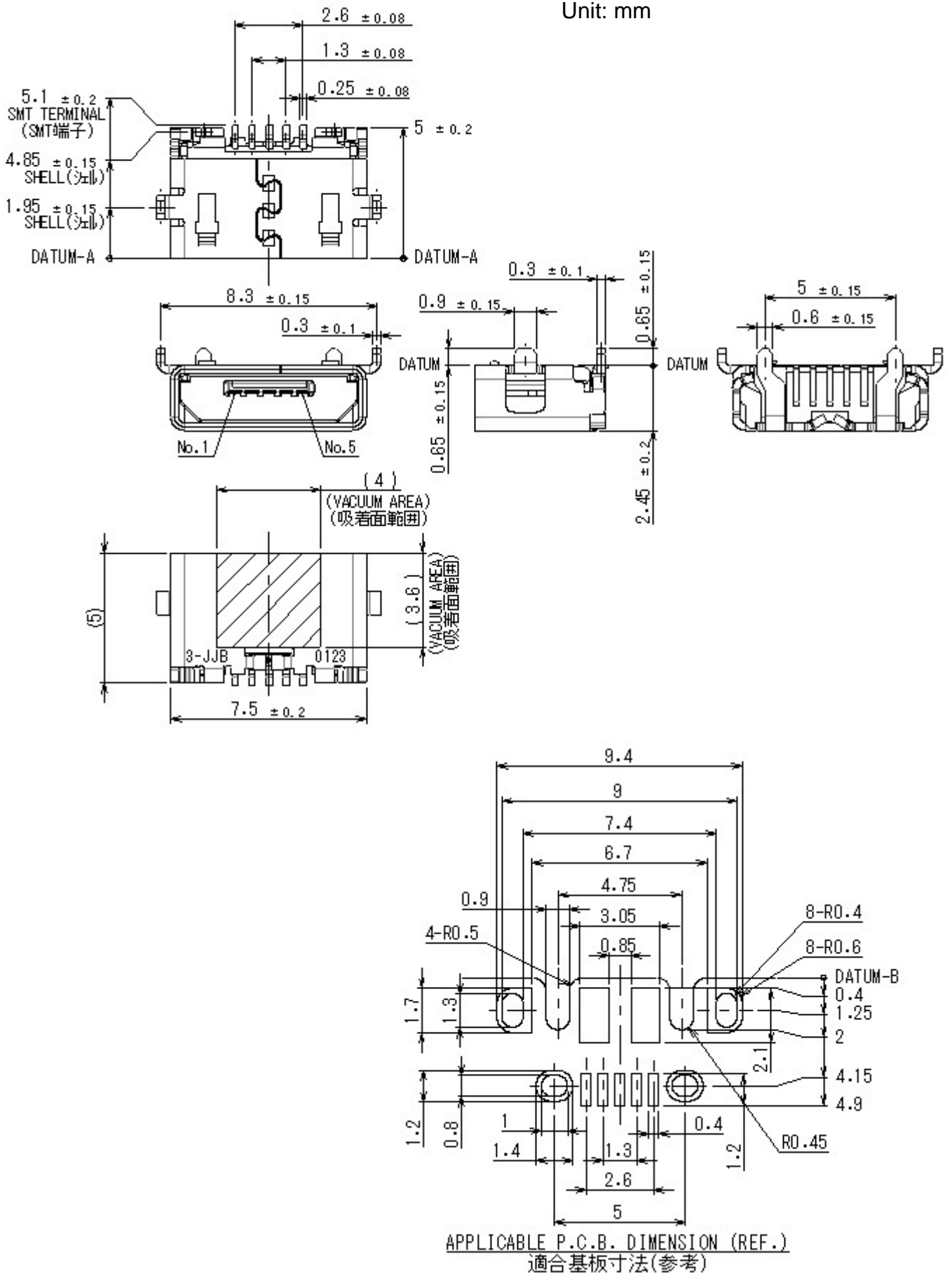
Unit: mm



APPLICABLE P.C.B. DIMENSION (REF.)
適合基板寸法(参考)

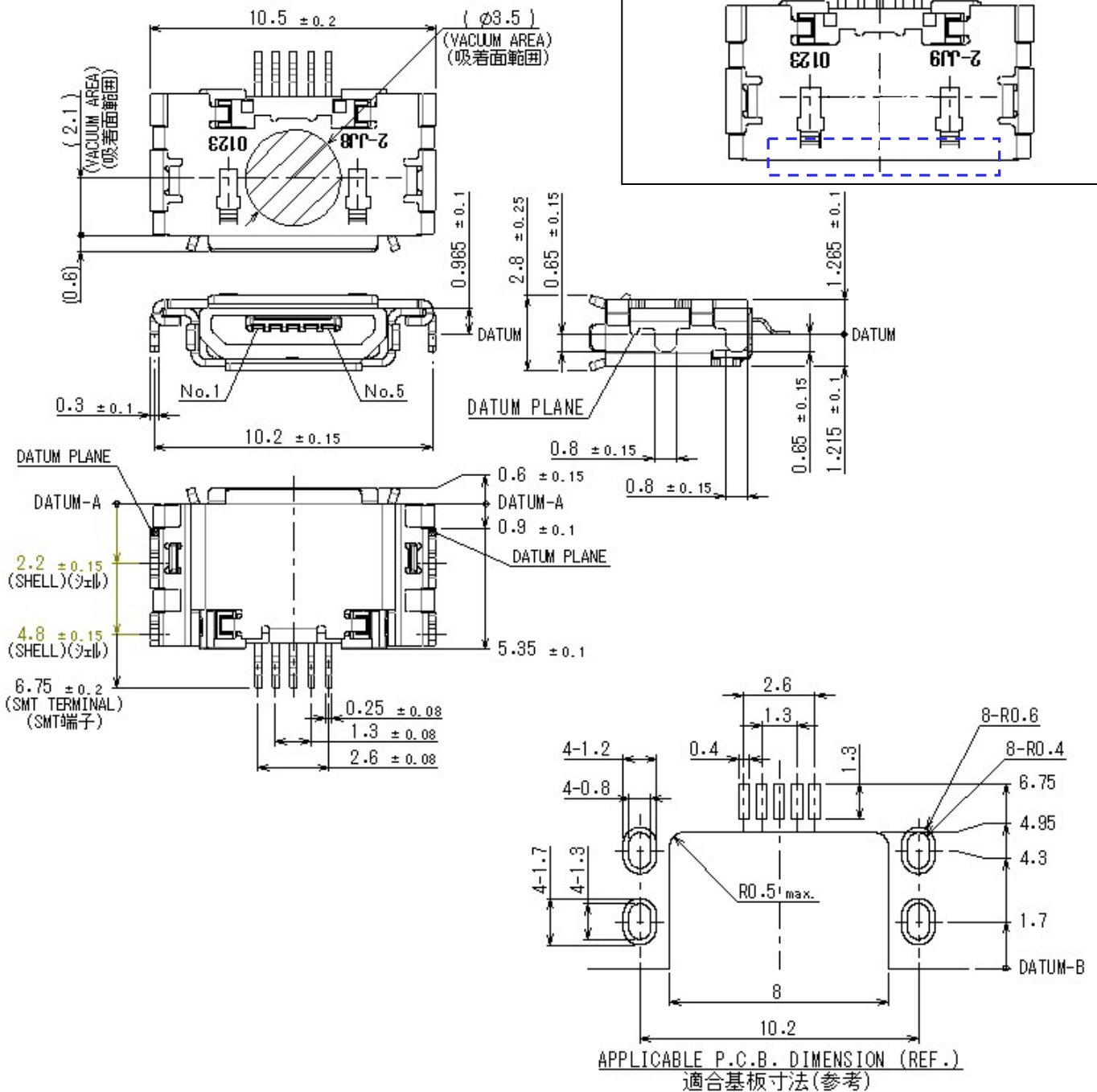
Mating Area Reinforced Type (Micro-AB): DX4R305JJB

Unit: mm



Mating Area Reinforced Type
(Micro-AB): DX4R205JJ8

Type without mating area taper (DX4R205JJ9)
*Design is same as DX4R205JJ8 except the mating area taper.



Notice: Units shown in this brochure are made for the applications listed below. However, if the above-mentioned Units are to be used in aerospace devices, marine cable-connection devices, atomic power control systems, medical equipment for life-support systems, or any other specific application requiring extremely high reliability, please contact JAE for further information.
Recommended applications: Computers, Office machines, Measuring devices, Telecommunication devices (Terminals, Mobile devices), AV devices, Household applications, FA devices, etc.

Japan Aviation Electronics Industry, Limited
Unit Marketing Division
Aobadai Building, 3-1-19, Aobadai, Meguro-ku, Tokyo 153-8539
Phone: +81-3-3780-2882 FAX: +81-3-3780-2946